

TENDONOL®

Universal Fire Protection Sealant
Base: Polymer dispersion, elasto-plastic



Inspection of the surface of the universal fire protection sealing compound TENDONOL®.

after cleaning by high pressure cleaner




Table of contents:

1. aim of the examination
2. examination structure
3. photo documentation
4. evaluation

TENDONOL®

Universal Fire Protection Sealant
Base: Polymer dispersion, elasto-plastic



1. objective of the examination

The aim of the test is to evaluate the surface of the universal fire protection sealant TENDONOL® after cleaning with a high-pressure cleaner.


The bombardment with the water jet was always carried out with pressure (120 bar) and from different distances

2. examination structure

The high pressure cleaner used is KRANZLE 1152 TST.

The test plate consists of waterproof screen printing material, on which 3 AE Tx tunnel plates were fastened with screws. The TX panels were fastened in such a way that 2 joints were created with dimensions of 30 mm and 15 mm width.

The joints were completely filled with the fire protection sealant TENDONOL® (20 mm depth = AE Tx panel thickness).




TENDONOL®

Universal Fire Protection Sealant
Base: Polymer dispersion, elasto-plastic



With the jet pipe mounted on a support frame, the joints were fired at precisely from different distances and at different times.



structure tx-plates with joint 15 mm and 30 mm



distance 30 cm, flat jet 30 seconds, pressure 120 bar



Distance 100 cm, point jet - dirt milling machine - 10 seconds, pressure 100 bar

TENDONOL®


Universal Fire Protection Sealant
Base: Polymer dispersion, elasto-plastic



V A R I O



Distance 150 cm, point jet - dirt milling machine - 10 seconds, pressure 120 bar



distance 10 cm, flat jet 30 seconds, pressure 120 bar



Distance 100 cm, point jet - dirt milling machine - 10 seconds, pressure 120 bar



With colour coating

Distance 30 cm, flat jet, 30 seconds, pressure 120 bar



Evaluation

Cleaning the TENDONOL® surface with the high-pressure device in the "flat jet" setting will not cause any damage in the time of 30 seconds and at 120 bar pressure.

No damage is to be expected during cleaning work with the nozzle setting point jet (dirt milling machine) if a distance of 150 cm is maintained.

If the joint compound is coated with a dispersion facade paint and the nozzle is set to flat jet, no damage is to be expected if the distance is 50 cm.

Because of the many different cleaning devices, it is advisable to make a sample in advance.

Stemwede, 08/2018

EVALUATION

Results of the test "Cleaning the TENDONOL® surface with the high-pressure device

Blasting pressure 120 bar Joint width 15 and 30 mm

| discontinuation jet pipe nozzle | distance Düse - Tendonol | testing time | | remark |
|-------------------------------------------------------|-----------------------------|--------------|------------|------------------------------------------------------|
| | | 10 sec. | 30 sec. | |
| flat jet | 100 cm | no damages | no damages | no difference in joint widths 15 - 30 mm |
| flat jet | 50 cm | no damages | no damages | " |
| flat jet | 30 cm | no damages | no damages | " |
| flat jet | 10 cm | no damages | no damages | " |
| dot ray (Dreckfräse) | 150 cm | no damages | no damages | |
| dot ray | 100 cm | damages | - | surface slightly pressed in |
| dot ray | 50 cm | damages | - | surface pressed in |
| flat jet (Tendonol with coating) | 100 cm | no damages | | |
| dot ray (Dreckfräse) (Tendonol with coating) | 100 cm | no damages | injured | until 10 sec. o damages then the color is removed |



V A R I O